



## Flexitime® Fast & Scan

### The perfect scan. The perfect fit.

Providing a way to digitize your traditionally taken impression.

Flexitime Fast & Scan material supports CAD/CAM manufacturing of prosthetic restorations and offers optimal workflow integration for impressions and their digitalization.

The combination of Flexitime Fast & Scan and our extraoral scanner cara Scan 4.0i provides higher precision and detail thanks to direct scanning. This gives you the opportunity to profit from a more efficient workflow and digitize your traditionally taken impressions without having to change your traditional impression process.

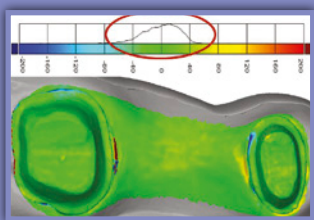


Giving a hand to oral health.

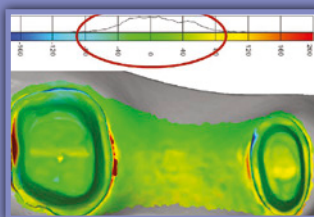


**KULZER**  
MITSUI CHEMICALS GROUP

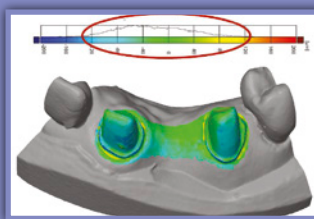
## Precision Scanning with Flexitime Fast & Scan



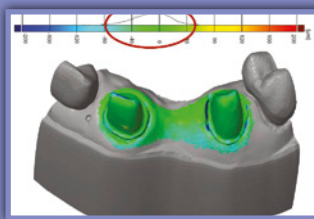
Color coded overlay analysis showing the precision of Flexitime Fast&Scan Putty / Light Flow two-step 3-unit impression of 2nd quadrant in comparison to master model; histogram showing distribution of deviations: max. about 40 µm



Precision of gypsum model poured of the same impression compared to the master model; histogram showing distribution of deviations: maximum about 80 µm, clear deformations at margin and isthmus region



Color coded overlay analysis showing the precision of Flexitime Fast&Scan Putty / Light Flow two-step 3-unit impression of 1st quadrant in comparison to master model; histogram showing distribution of deviations



Precision of gypsum model poured of the same impression compared to the master model; histogram showing distribution of deviations: maximum about 120 µm, clear stump deformations labial

Source: External data (SL3D), documentation available.

## Flexitime® Fast & Scan

The perfect scan. The perfect fit.

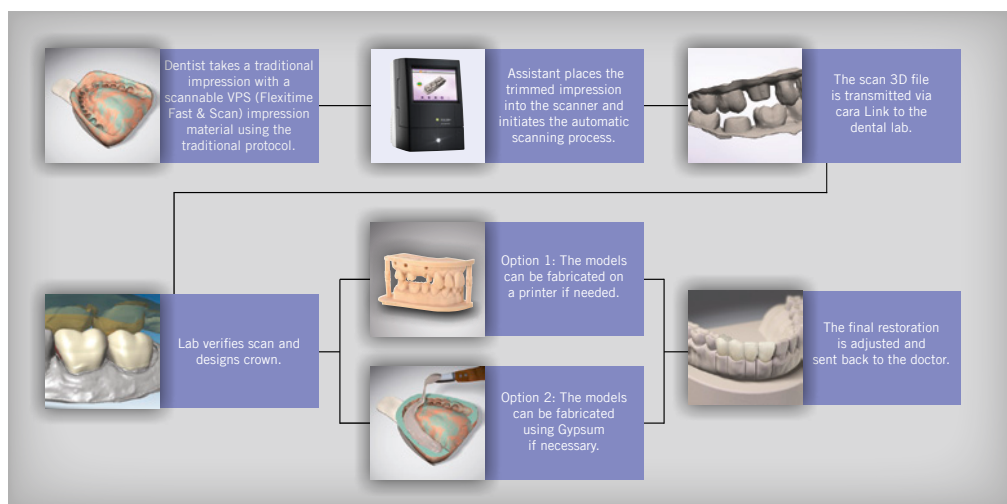
### Flexitime® Fast & Scan

With over 10 years of proven impression performance and market experience with Flexitime, Flexitime Fast & Scan was developed together with dentists and labs to address new manufacturing processes and optimal digital workflow.

	Variable Working Time	Short Intraoral Setting Time
Flexitime Fast & Scan 3-Unit Impression	1:30	2:00
Flexitime Fast & Scan Single-Unit Impression	0:30	2:00

### Flexitime Fast & Scan Digital Workflow

Flexitime Fast & Scan material supports CAD/CAM manufacturing of prosthetic restorations and offers optimal workflow integration with dentists and laboratories. Impressions are scanned directly without the need for powder, providing greater accuracy and improved efficiency than the model scan.



### Flexitime Fast & Scan perfectly matches cara Scan 4.0i

**cara Scan 4.0i** is an extraoral scanner that implements impression scanning and automated processing in your dental office. It is easy to use due to the convenient all-in-one system and simplified scanning workflow. Place the traditionally taken impression – triple tray, single or double full arch tray – into the scanner. The unit digitizes the impression and generates a detailed 3D file format.

easi team

To meet the easi team visit [www.kulzerUS.com/easiteam](http://www.kulzerUS.com/easiteam)